

# HOW TO REGISTER FOR RESIDENT CAMP




\*Members registering for camp, must have a 2015-2016 Membership

\*Out of Council Members/Troops, contact [campregistration@girlscoutsla.org](mailto:campregistration@girlscoutsla.org)

1. Visit our eBiz page at <https://gsusa.ebiz.uapps.net/vp/default.aspx?pid=52>

2. Type in the camp name on the search bar and hit enter.



**Welcome to the Girl Scout registration site!**

Live somewhere else? [Find your local Girl Scout council.](#)

Everyone should [renew their membership](#) by the **Sept. 25, 8:59 p.m. deadline** in order to participate in the **2015-16 Girl Scouts year**. [Log in to the right to renew >>](#)

**eBiz Tutorials/Help**

- ◆ [How to Create an eBiz Account](#)
- ◆ [How to Navigate eBiz as a New Leader](#)
- ◆ [How to Purchase Your Adult Membership](#)
- ◆ [How to Purchase Your Girl Scout's Membership](#)
- ◆ [How to Add a Child to an Adult Account](#)
- ◆ [List of Approved GSGLA Position Codes](#)

**Current Member Login**

Username:  [Username?](#)

Password:  [Password?](#)


**Login**

First Time Online? [Register Here.](#)

**New Online Account**



### 3. After you hit “enter”, click on the Camp Osito Rancho: Session 1, in order to register for the camp.



## Activities



You searched for: × The Great Outdoors

Your selections:

[Clear All](#)

Camp Osito Rancho is ran by Sessions.  
By looking at the Camp Guide, The Great Outdoors is listed under Session 1.  
To get to the camp, you will need to click on the correct "Camp Osito Rancho: Sessions"



**Refine Your Result**

**Category**

- Girl Activities
- Outdoor

Sort by: Activity Date (Current to Future) [dropdown] [back] [left] [right] [next] 1 2

### Camp Osito Rancho: Session I (July 12-16)

Located in Big Bear, this beautiful resident camp offers girls the opportunity to experience all that the great outdoors and our camp property has to offer. Sample activities include swimming, archery, canoeing, challenge course, zip line, horses, hiking, arts and crafts, and nature. Our days and nights are filled with adventures and new challenges.



4. On the eBiz page, select the camp and scroll all the way down to click on “Login Here”

The Great Outdoors (Session 1) 07.12.16 OR

**July 12, 2016 08:00 AM-July 16, 2016 03:00 PM**  
(Registration Closes at 11:59 PM ET on June 28, 2016)  
Osito Rancho  
Big Bear Lake, CA

**33 Spots Available**

Rates	Registered Girl Member
List Price	\$490.00 <b>\$125.00 Deposit</b> due March 07, 2016; <b>Remainder \$365.00</b> due June 14, 2016

[Back](#)

[Login Here](#)

5. Please enter your Username and Password for your eBiz account, click login.

**Please Log In or Create a New Online**

You must log in to proceed with a Girl Scouts even  
If you are brand-new to Girl Scouts, please create

**Current Member Login**

**Username:**  
 [Username?](#)

**Password:**  
 [Password?](#)

[Login](#)

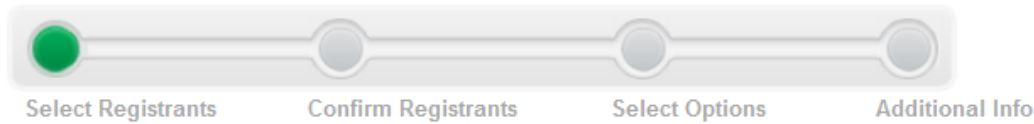
If you are having issues logging into your account, please contact the [helpdesk@girlscoutsla.org](mailto:helpdesk@girlscoutsla.org)



6. This is where you will select the girl(s), you would like to register for this camp. Select the checkbox next to their name(s), click “continue”.



## Registration



### Camp Osito Rancho: Session I (July 12-16)

#### Select Registrants

**Legend**    Already Registered   Currently In Cart   Prerequisites Not Met

**My Family**

	Child	Price
<input checked="" type="checkbox"/>	[REDACTED]	\$490.00

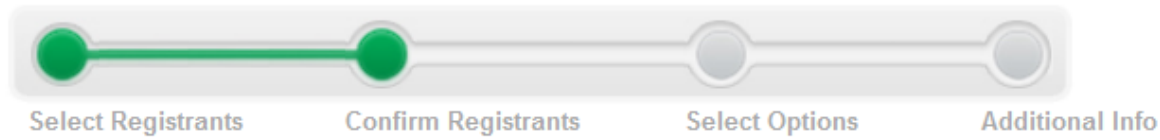
	Adult	Price
<input type="checkbox"/>	[REDACTED]	NA
<input type="checkbox"/>	[REDACTED]	NA



7. Here you will confirm, that these are the girl(s) you would like to register for this camp. If this is correct, click continue. If this is not correct, please select the back button and update.



## Registration



### Camp Osito Rancho: Session I (July 12-16)

#### Confirm Registrants

##### My Family

	Child	Price
<input checked="" type="checkbox"/>	[REDACTED]	\$490.00

Back

Continue



8. Next you will need to select the transportation to Camp Osito. You can only click one. Once you have selected the transportation, please click on “continue”.

**Please note: Bus location that is selected is final upon completion and no changes can be made after checking out.**



### Camp Osito Rancho: Session I (July 12-16)

**Select Options** [Collapse All](#)

\* Required

Your Price: **\$0.00**

Option	Selection	Sub Total
<b>* Bus Options</b> Please choose ONE option. Transportation to and from camp, must stay consistent. We cannot accommodate interchanging the methods of transportation.	<input checked="" type="radio"/> Arcadia Service Center Bus Stop - Session 1 \$0.00	\$0.00
	<input type="radio"/> Long Beach Service Center Bus Stop - Session 1 \$0.00	
	<input type="radio"/> Woodland Hills Service Center Bus Stop - Session 1 \$0.00	
	<input type="radio"/> Camp Osito Rancho (Self Transportation) - Session 1 \$0.00	

**Back** **Continue**



9. Enter the Emergency Contact Information. It is required to at least have one emergency contact.

**Additional Information Needed**

\* Required

My Family

**Emergency Contact Information**

Emergency Contact 1

Select Guardian

\* First Name:

\* Last Name:

\* Home Phone:

\* Cell Phone:

10. To the right side of Emergency Contact Information, there is a section where you can enter any special needs and/or to request a buddy.

**Other Information**

*(Please describe in 100 characters or less)*


Special Needs:

Buddy Preferences:

\*Buddy Preference\* it is recommended that buddies be within a grade or two of each other to be placed in the same living unit. Please remember, every attempt is made to place girls together, but it is not always guaranteed.



11. Now that you have entered all of the information for the camp, you will be taken directly to your Shopping Cart. Select whether you would like to pay the deposit or pay in full. Please click on CHECK OUT. You will need a credit or debit card in hand.



## Shopping Cart



### My Family

In Your Cart (1)

[Clear Cart](#)

[Continue Shopping](#)

### Activities

Children		Amount	Qty	Total
	Camp Osito Rancho: Session I (July 12-16)			
	The Great Outdoors (Session 1) 07.12.16 OR	<input checked="" type="radio"/> Deposit (\$125.00) <input type="radio"/> Pay in Full (\$490.00)	1	\$125.00
	Arcadia Service Center Bus Stop - Session 1	\$0.00	1	\$0.00

[Edit](#) [Delete](#) [Save For Later](#)


Section Total: \$125.00

Today's Total: \$125.00

Shipping, Tax and Discounts will be calculated during the checkout process.

[Checkout >](#)





Once you have entered your credit card information and clicked process, you have successfully registered for camp!

You will receive a confirmation email within the next few minutes. If you do not, **first** check your spam folder. If your confirmation email is still not there, please email [campregistration@girlscoutsla.org](mailto:campregistration@girlscoutsla.org) and we will resend you the confirmation.

**Please note: Deposits are non-refundable. Deposits and Camp Sessions are non-transferrable. The location you selected for transportation to and from Camp Osito, is final once your registration is completed and processed.**

Please contact [campregistration@girlscoutsla.org](mailto:campregistration@girlscoutsla.org) if you come across any of the following:

- Any error messages while registering for camp. Please provide a screen shot of the error message with your email so we can better assist you.
- Forgot to enter any special needs or buddy preference, please email [campregistration@girlscoutsla.org](mailto:campregistration@girlscoutsla.org) and we will enter the information for you.

**Thank you for making Girl Scouts of Greater Los Angeles your choice for Summer Camp!!**