

DAISIES DELIVER!

Cookie Program Workshop



Facilitator's guide

Games

Worksheets

Badge work recap

Girl & parent handouts

Activities help you earn these badges:



High Five Series
Level: Daisy
Facilitator's Guide
2 1/2 Hour Workshop
Daisies Deliver!
Year 1

(Girls Earn: Money Counts – Financial Literacy Leaf and Count It Up – Cookie Business Leaf)

Objectives:

- Girls develop product knowledge and learn about the 5 Skills developed through the cookie program.
- Girls learn how to count bills and coins and handle money confidently.

Outcomes:

- Girls develop knowledge of the cookie program and develop customer relations confidence.
- Girls understand how to count money and practice handling money.

Activities:

- **If You Really Knew Me...** – Girls introduce themselves and get to know each other with this active game.
- **5 Steps to Success** – Girls learn about the 5 skills developed through the cookie program and how those skills will help them throughout their lives.
- **Money Counts, Activity I – Know Your Money and more** - Girls practice counting with bills and coins and interchange the two to develop money handling confidence, then talk about what they can do with the money they earn.
- **Count it up, Activity II - Cookie Concentration**– Girls play a game while learning about the different cookies and develop product knowledge and test their skills with the Super Six concentration game.
- **Count It Up, Activity III – Daisies Deliver Customer Service** – Girls role-play to find answers to commonly asked customer questions.
- **Count It Up, Activity IV – The Cost of Cookies** – Girls practice money handling and making change to develop the confidence to handle money during the fast paced cookie season.
- **Count It Up, Activity V - What is your Sales Goal**- Girls learn to set their cookie sales goal.
- **Money Counts, Activity VI – What Does Fun Cost?** – Girls choose an activity and learn how much it costs to go out on the town and how to budget for these special events.

Enhancements:

- When you finish this workshop you can try some other activities if you wish. When you practice the skills you have learned they become easier to use.
- You can show your family and friend how to count coins and paper money.
Try talking to your Daisy friends about saving money to do fun things and fun things you can do for free.
Earning the Count It Up Leaf has taught you how use the money you earn wisely.
You will have deciding how to help other with your cookie money and also how to reward your troop
When you are talking to customers tell them how you plan to use the money you earn from selling cookies.

Topic	Action	Materials Needed
<p data-bbox="107 197 264 296">Check In/ Welcome (10 minutes)</p> <p data-bbox="107 447 264 512">Icebreaker (15 minutes)</p> <p data-bbox="107 1157 264 1276">5 Skills Overview (15 minutes)</p>	<p data-bbox="297 197 1101 262">Welcome the girls to the Daisies Deliver! Workshop and introduce yourself.</p> <ul data-bbox="347 268 865 373" style="list-style-type: none"> • Introduction • Cover any housekeeping issues • Introduce the agenda for this workshop <p data-bbox="297 415 594 443">If You Really Knew Me...</p> <p data-bbox="297 449 1175 514">Girls play a fun interactive game to introduce themselves and get to know one another.</p> <ul data-bbox="347 520 1198 1123" style="list-style-type: none"> • As one large group, pair girls. One girl is Girl A, the other is Girl B. • Make sure the girls understand what being an active listener means (sitting quietly, making eye contact, nodding their head). • Girl A is the first to be the active listener. She sits quietly while Girl B, for one minute, repeats this sentence: <i>“If you really knew me, you would know that...”</i> and then completes the sentence with personal facts such as: <ul data-bbox="297 772 1185 1018" style="list-style-type: none"> - If you really knew me, you would know that I’m the youngest of 4 siblings - If you really knew me, you would know that my favorite food is pizza - If you really knew me, you would know that my favorite color is purple - If you really knew me, you would know that my dog’s name is Ginger - If you really knew me, you would know that I take piano lessons and can play the guitar • Each sentence should begin with <i>If you really knew me you would know that...</i> <p data-bbox="297 1129 1195 1194">After 1 minute, the roles are reversed. Girl B is the active listener while Girl A repeats the <i>If you really knew me you would know that...</i> sentences.</p> <p data-bbox="297 1241 521 1268">5 Steps to Success</p> <p data-bbox="297 1274 1170 1350">Girls learn about how the Cookie Program helps them develop the 5 Skills they will need throughout their lives.</p> <ul data-bbox="347 1356 1198 1997" style="list-style-type: none"> • Let the girls know you’re going to talk about the 5 skills they will learn and develop through the cookie program. Give real world examples of each skill set so they understand why these skills are important in life. Write each goal on the board as you go along. Explain: <ul data-bbox="297 1541 1198 1997" style="list-style-type: none"> - The first skill is Goal Setting. Explain that goal setting is important because they learn that step by step they can achieve their dreams big or small. - The next skill is Decision Making. Every day you make decisions; what will you wear, who you will play with, should you eat your whole sandwich or save it for later. Every decision you make has an outcome that affects their lives. - The third skill is Money Management. Money management is a very important skill to have so they can count, handle and save money. Someday you will earn a paycheck and you will need to make wise spending and saving decisions. - Skill number four is People Skills. Every day you talk to people, your family, friends, teachers, and neighbors. It is very important to be able 	<ul data-bbox="1227 197 1495 436" style="list-style-type: none"> ▪ Sign in sheet ▪ Pen ▪ Name tags (optional) ▪ Bring and hang up the Girl Scout Promise and Law

Topic	Action	Materials Needed
<p>Activity I (15 minutes)</p>	<p>to be good listeners and learn how to talk with and cooperate with others.</p> <ul style="list-style-type: none"> The last skill is Business Ethics. This is where you will practice honesty and being responsible with every step of your cookie program. The world needs ethical leaders just like you! Ask one group of girls to report to rotation 1, one group of girls to report to rotation 2, one group of girls to report to rotation 3, the next group of girls report to rotation, one group of girls reports to rotation 5 and the last group reports to rotation 6. <p>Money Counts – Know your Money and More! Girls understand the value of money and Girls identify paper money and count up how many coins it takes to equal different amounts of money.</p> <ul style="list-style-type: none"> Girls turn to their Money Counts page in their binder and complete the Dot-to-Dot on that page as you explain that there are different values to paper money. There are \$1.00 bills, \$5.00 bill = 5 \$1.00 bills. Show the money to the group as you explain how money works. Finally, ask the girls to each gather and count out the following in paper money. They can combine \$1, 5, 10 and \$20 bills to create the following amounts: <ul style="list-style-type: none"> \$1.00 \$5.00 \$6.00 \$20.00 Now that they've had some practice using the paper money in the workshop, distribute the Money Counts Worksheet and ask the girls to take a seat and see if they can add up those amounts. Help girls who have questions or may get stuck. Tell the girls that money is used to pay for the things we want and need. Ask the girls to tell you an activity they would like to do; Disneyland, Bounce houses, movies, etc. Example: Build a Bear, we the cost per girls is let's say \$30.00 The girls should be told that they receive \$.95 for each box they sell and so if the activity is going to cost \$30, they will need to sell 32 boxes of cookies. They can also talk about things you can do for Free! They can use their Money Counts worksheet and circle the activities that would be free. Ask them to share some fun things they like to do that are free example going to a park. Can the Daisy Girls tell you how much 100 pennies is worth. Show them a \$1 bill and a 100 pennies (in rows of 10X10). Have them count out the coins, help if needed. Show the Daisy Girls how many quarters are equal to \$1 bill. Have them count out the coins, help if needed. 	<p><u>Advanced Prep</u></p> <ul style="list-style-type: none"> Print and cut out Daisy Day Budget cards Print Dot-to-Dot worksheet. Print Brownie Elf Money or "Monopoly" type money and coins. <p><u>Materials:</u></p> <ul style="list-style-type: none"> Brownie Money Manager booklet Daisy Day Budget cards Daisies Money Counts worksheet <p>Pens/Pencils</p> <p style="text-align: right;">(Continued)</p>

Topic	Action	Materials Needed
<p>Activity II (15 minutes)</p>	<ul style="list-style-type: none"> • Continue with 10 dimes and 4 quarters; each time showing them that they all equal \$1. Have them count out the coins, help if needed. <p>Cookie Concentration</p> <p>Girls will learn the cookie names and match playful cookie characters in a game of concentration.</p> <p>Each group will be given a set of Cookie Concentration cards for each pair of girls in that group (if you have an odd number of girls, 3 girls can play together)</p> <ul style="list-style-type: none"> • Ask the girls, “What do you know about Girl Scout cookies?” • Ask the girls, “What is your favorite Girl Scout cookie?” <ul style="list-style-type: none"> • Ask girls to name the Super Six cookies (if they need help, they can refer to the cookie flyer). • Have girls turn their cookie concentration cards face down on the table, one girl goes first and turns two cards over. If they match, she keeps the pair and goes again. If they do not match, she turns the cards back over and the next girl takes her turn. • Play continues until all cards are matched. • Ask the girls to identify the cookies 	<p><u>Advanced Prep</u></p> <ul style="list-style-type: none"> ▪ Print and cut out enough sets of cookie cards for each pair of girls. ▪ Print one cookie flyer for each group. <p style="text-align: center;"><u>Materials:</u></p> <ul style="list-style-type: none"> ▪ Cookie Concentration Cards Cookie Flyers
<p>Activity III (15minutes)</p>	<p>Count It Up – Step 2 – Daisies Deliver Customer Service</p> <p>Girls practice how to interact with customers when they have questions or compliments. Know your product!</p> <ul style="list-style-type: none"> • Ask the girls to name the cookie flavors/varieties; they may need your help to name all of them. • If there are any second year Daisy Girl Scouts, ask them if they sold cookies last year. If so, did they have a good experience? Do they remember how the customers responded to them? Did a customer ask them something they were unsure how to answer? How did they handle it? • The Daisy Girl Scouts have a fun opportunity to role play Customer and Girl Scout. Girls divide into pairs and act out these scenarios with one girl as the customer and the other girl as the Daisy. Girls will switch roles as they move from one scenario to the next. <ul style="list-style-type: none"> - Scenario 1: The customer asks you what your favorite cookie is. - Scenario 2: The customer asks if there are any new cookies. Answer: Yes there is our new S’mores cookie. - Scenario 3: The customer says she used to be a Girl Scout and sold cookies too. - Scenario 4: The customer is allergic to gluten. Answer: We have a gluten free cookie it is our Toffee-tastic. - Scenario 5: The customer asks what the Daisy will do with the money she earns. 	<p><u>Advanced Prep</u></p> <ul style="list-style-type: none"> ▪ Boxes of cookies or mock boxes of cookies.

Topic	Action	Materials Needed
<p>Activity IV (15 minutes)</p>	<p>- Scenario 6: The customer buys cookies and says she wants to come back later to buy more. Make sure the girls know that they should say thank you to their customer whether they buy cookies from them or not.</p> <p>Count It Up– The Cost of Cookies Girls understand what each box of cookies costs.</p> <ul style="list-style-type: none"> • Talk to the girls about the cost of each box of Girl Scout cookies. This year there are two prices \$5.00 and \$6.00 for our specialty cookies. Ask how many \$1 bills it takes to make \$5.00? How many \$5 bills does it take to equal \$5.00? What if someone wants to buy two boxes? How much will that be? • Propose a number of different buying scenarios – 2 boxes, 3 boxes, etc. • Tell girls they are now going to take turns being the buyer and the seller. • With the “monopoly” money or Brownie elf money, girls take turns in pairs being the customer and the Daisy and practice various money exchanges such as: <ul style="list-style-type: none"> - “Customer” hands Daisy \$5 for one box (no change) - “Customer” hands Daisy \$20 for two boxes (\$10 change) - “Customer” hands Daisy \$6 for one box at \$6 each (no change) - “Customer hands Daisy \$15 for two boxes at \$6 each (\$3 change) • Have the girls change roles so each can have a turn being the customer and the Daisy. • Ask the girls to move to the next activity. 	<p><u>Advanced Prep</u></p> <ul style="list-style-type: none"> ▪ Print Brownie Elf Money or “Monopoly” type money. ▪ Boxes of cookies or mock boxes of cookies.
<p>Activity V (15 minutes)</p>	<p>Count It Up– What is you Sales Goal Girls can investigate what a realistic sales goal will fit them.</p> <ul style="list-style-type: none"> • Draw a Cookie Goal Meter on the Poster Board • Show the girls the cookie flyer, specifically they rewards page. • Ask girls how many boxes of cookies they would like to sell? • They can set a sales goal to the rewards they would like to receive from GSGLA. • Ask the girls to take turns writing their goal on the poster. • Ask the girls to write their goal on their pennants, decorate it and glue the two sided pennant to a pencil. 	<p><u>Materials:</u></p> <ul style="list-style-type: none"> ▪ Cookie flyer ▪ Poster board ▪ Enough Pencils for each girl to take home ▪ Paper folded and cut into a pennants for each girl ▪ Pens/pencils/markers ▪ Glue stick ▪

Topic	Action	Materials Needed
Activity VI (15 minutes)	<p>Money Counts – What Does Fun Cost? Girls plan a pretend outing and budget for that fun.</p> <ul style="list-style-type: none"> Advise girls that a lot of the things they do everyday cost money and planning a vacation or trip to the movies, fair or Disneyland can take some planning and today they are going to pretend they are going to go somewhere to do something fun. Ask, where would they like to go? Options can be movies, bowling, to the fair, Disneyland or Chuck E. Cheese. Once girls have decided (as a group) where they want to go, pass out the Daisy Day Budget cards. Have them write their destination name and the word admission on the top line. For instance, “Disneyland admission”. Then ask the girls if they know how much admission costs (look it up ahead of time so you can be accurate). Give the girls the cost of admission to that event and have them write that down in the Cost field. Next, remind girls there’s more than just getting into their destination. What else might they need while they are there? Depending on where they are going there will be a number of additional needs. If they are bowling, they will need to plan for transportation costs (bus or gas) and they may need shoe rentals and snacks. If they are going to the fair, they will need to plan for transportation costs and they may need tickets to the rides, snacks and souvenirs. What do the girls think about free activities? What could they do for FREE, they can refer to the Money Counts worksheet and circle the activities that would be FREE. Ask girls to make a list or draw pictures of fun things they can do for free. 	<p><u>Advanced Prep</u></p> <ul style="list-style-type: none"> Print and cut out Daisy Day Budget cards <p><u>Materials:</u></p> <ul style="list-style-type: none"> Brownie Money Manager booklet Daisy Day Budget cards <p>Pens/Pencils</p>
Closing (10 minutes)	<p>Friendship Squeeze Ask the girls to join together in a Daisy Circle. Explain they will now join hands for a special Girl Scout closing to their Girl Scout time together: The Friendship Circle and the friendship squeeze.</p> <ul style="list-style-type: none"> Explain that adults call this kind of thing a closing “ceremony” means celebrating something special in a special way, so they are closing their time together as Girl Scouts in a special way. Ask the girls to cross their right arm over their left arm in front of them and hold hands with the girls on either side. Once everyone is silent, you start the friendship squeeze by squeezing the hand of the person to her left. One by one, moving clockwise, each girl passes on the squeeze until it travels all the way around. <p>Clean Up and Closing Congratulate the girls they earned their Financial Literacy Money Counts Leaf and Count It Up, Girl Scout Cookie Program leaf. Encourage the girls to keep working on their badges. They’ve done a lot of work today! They should have great fun taking care of their cookie customers!</p>	<p><u>Advanced Prep:</u></p> <ul style="list-style-type: none"> Print enough leaf work handouts for each Daisy Print enough activity handouts for each parent and leaders/volunteers.

High Five Series
Level: Daisy
Facilitator's Guide
2 1/2 Hour Workshop
Daisies Deliver!
Year 2

(Girls Earn: Making Choices– Financial Literacy Leaf and Talk It Up – Cookie Business Leaf)

Objectives:

- Girls develop product knowledge and learn about the 5 Skills developed through the cookie program.
- Girls understand the difference between a want and a need and the concept of a budget.
- Girls set a savings goal and budget for their cookie program and decide how to spend their cookie money.

Outcomes:

- Girls develop knowledge of the cookie program and develop customer relations confidence.
- Girls understand how to count money and practice handling money.
- Girls understand the difference between a want and a need and learn to budget for the things they want.

Activities:

- **15 Second Game**– Girls learn fun things about the Girl Scout sisters in this Ice Breaker game.
- **5 Steps to Success** – Girls learn about the 5 skills developed through the cookie program and how those skills will help them throughout their lives.
- **Making Choices, Activity I – Needs vs. Wants and Helping other with what the need and want** – Girls listen to the book “Something Good” by Robert Munsch and explore the difference between a want and a need; then practice making wise choices. Daisy Girls think about what Families may need or want and decide how to help them.
- **Making Choices, Activity II – Setting a Savings Goal** – Girls choose one of their wants and set a savings goal to save weekly to meet that goal and obtain their want.
- **Makeing Choices and Talk It Up, Activity III - How to use Cookie Money to Help Others** – Girls decide as a group how they could help others with their cookie money and determine what that group needs.
Talk It Up, Activity IV – Decide How to Use Your Cookie Money and setting your goal - Girls decide as a group how they would like to spend their cookie money and set up a budget to determine how many cookies they need to sell to make their goal.
- **Talk It Up, Activity V – Inspire your Customer** – Girls show their customers that they are helping the girls do something important when they buy cookies.

Enhancements:

- When you have finished this workshop you can try other ways to practice the skills you have learned.
- Find a way to be helpful in your neighborhood/community. Maybe you can plant flowers in the garden of a the Senior Community building, make Christmas stockings for children who may not have presents, draw pictures on a poster showing how you are going to help your community with your cookie money; then display it at your cookie booth.
- You can make care packages for a needy group in your community.
- Have fun by helping other Girl Scouts, friends or classmates practice setting goals. There many different types of goals; monetary goals, classroom , friendships and family goals.
- There a many fun ways to exercise your skills!

Topic	Action	Materials
<p>Check In/ Welcome (10 minutes)</p>	<p>Welcome the girls to the Daisies Deliver! Workshop and introduce yourself.</p> <ul style="list-style-type: none"> • Introduction • Cover any housekeeping issues • Introduce the agenda for this workshop 	<ul style="list-style-type: none"> ▪ Sign in sheet ▪ Pen ▪ Name tags (optional) ▪ Bring and hang up the Girl Scout Promise and Law
<p>Icebreaker (10 minutes)</p>	<p>15 Second Game</p> <p>Have everyone sitting in a circle. Pick a question and have each person answer it but only in 15 seconds. No one else should talk during some else's time. The timer can read out the time if the person stops too early. But otherwise, the girls should be silent and respect their Daisy sister.</p> <p>Examples of Questions</p> <ul style="list-style-type: none"> • What is your favorite food? • Describe something you like that is (pick a color)? • Tell us about a real or imaginary place you'd like to go? • If you could be one person from a story, who would it be and why? • What is your favorite animal? • What is your favorite holiday and why do you like it? • What is your favorite movie? • What do you like to do on a Saturday morning? <p>The list is endless, but these examples should give you some ideas. For large groups, break into smaller groups of about 6 people.</p> <p>Variations</p> <ul style="list-style-type: none"> • Each person answers a different question. <p>Have the person who just finished talk choose the question for the next person.</p>	<p><u>Advance Prep:</u></p> <ul style="list-style-type: none"> ▪ A List of questions <p><u>Materials:</u></p> <ul style="list-style-type: none"> ▪ A timer
<p>5 Skills Overview (15 minutes)</p>	<p>5 Steps to Success</p> <p>Girls learn about how the Cookie Program helps them develop the 5 Skills they will need throughout their lives.</p> <ul style="list-style-type: none"> • Let the girls know you're going to talk about the 5 skills they will learn and develop through the cookie program. Give real world examples of each skill set so they understand why these skills are important in life. Write each goal on the board as you go along. Explain: • The first skill is Goal Setting. Explain that goal setting is important because they learn that step by step they can achieve their dreams big or small. 	<p>CONTINUED</p>

Topic	Action	Materials
<p>Activity I (20 minutes)</p>	<p>The next skill is Decision Making. Every day we have decisions to make. You practice making decisions for example when you decide which friends to play with on the playground; whether to drink water or milk; wearing shorts or long pants. These are simple <i>decisions</i>, but they are still decisions. Practicing this skill will help the girls make good decisions throughout their lives.</p> <ul style="list-style-type: none"> - The third skill is Money Management. Money management is a very important skill to have so they can learn how to handle money every day from their lunch money or allowance to (someday) their paycheck. Sometime soon you may earn allowance from chores you perform as part of your family, you can save some and spend some, ask you parents to help you with this, and it can be a lot of fun. - Skill number four is People Skills. We all deal with people every day. We need to be good listeners and learn how to talk with and cooperate with others. - The last skill is Business Ethics. This is where you will practice being honest and responsible with every step of your cookie program. The world needs ethical leaders just like you! <ul style="list-style-type: none"> • Ask one group of girls to report to rotation 1, one group of girls to report to rotation 2, and the last group of girls to report to rotation 3. <p>Making Choices – Needs vs. Wants and Helping Others, with needs and wants.</p> <p>Girls understand the difference between a need vs a want and learn about people don't have basic things they need such as clothes and food, while other people have much more than what they actually need.</p> <ul style="list-style-type: none"> • Start this rotation by stating, <i>“Have you ever gone grocery shopping with someone? What kinds of things do they sell in a grocery store that you like?”</i> Allow several Daisies to suggest favorite foods or other items found in grocery stores, and then continue, <i>“Today we’re going to be talking about the things we want, and how we can’t always get everything we want. We’re going to hear a book today about a family that takes a trip to the grocery store. It’s called “Something Good,” by Robert Munsch. The little girl in this story, Tyya (pronounced tie-ya), is unhappy because her dad never buys anything “good” at the grocery store. Let’s see what happens.”</i> • Read the book aloud to the class or have them listen to the author read the book on YouTube . To find the YouTube media, do a search on YouTube with the keywords, “Something Good read by Robert Munsch.” [NOTE: This is a 	<p><u>Advanced Prep</u></p> <ul style="list-style-type: none"> ▪ Check out from your local library and/or purchase the children’s book, “Something Good” by Robert Munsch and/or have a multimedia device with speakers available and play the audio recording of this book (by the author) which can be found online at YouTube. ▪ Print the Needs vs. Wants Worksheets ▪ Print the Price is Print the Needs vs. Wants Worksheets ▪ Print the Price is Wrong Worksheet <p>CONTINUED</p>

listening exercise. A monitor is not necessary as there are no accompanying video/illustrations. You just need a speaker]. Read the book aloud to the class or have them listen to the author read the book on YouTube . To find the YouTube media, do a search on YouTube with the keywords, "Something Good read by Robert Munsch." [NOTE: This is a listening exercise. A monitor is not necessary as there are no accompanying video/illustrations. You just need a speaker].

- What is the difference between what kind of food Tyya's Dad bought and what she wanted him to buy (Answer: bread, eggs, spinach, cheese, but Tyya wanted Ice cream, chocolate, soda).
- Most people have a slightly different idea about what a "good" food is, but everyone agrees that they want good food. Explain that we have to pay for the things that we want and the things we need. The trouble is, usually people want a LOT of things, like Tyya. Ask the girls if they had their choice, would they pick only ONE chocolate bar or load the cart with hundreds like Tyya did?
- Wonder if they Tyya's Dad would have wanted to fill his cart with 50 bags of bread or 20 dozen eggs? What do you think of that? Because Tyya's Dad knew he didn't have the money for a huge basket of groceries and he had to get the things they needed before he got the things they wanted. Now Girl Scouts you have a fun chance to practice identifying needs vs. wants on these worksheets.
- Distribute the Needs vs. Wants Worksheets to each girl and ask them identify the needs vs. the wants by circling the word need or want under each picture and coloring those items that they feel are needs. Assist girls as needed. Congratulate them on making wise choices.
- Tell the girls they are going to practice choosing between needs and wants on the next worksheet.
- Distribute the Price is Wrong worksheet.
- Explain that each girl has \$1, and she can choose from any of the items on the worksheet, as long as she doesn't go over \$1. For example, she could buy a Yo-Yo for 27 cents, then she would have 73 cents left to spend on something else – or she could buy a soda for 75 cents and she would have only 25 cents to spend. Let girls choose how to spend their money and have girls share with the group what they chose and why.

Talk to the girls about different ways to help people such as donating food, clothes and toys. Ask them to think with their Daisy friends how they would like to help people in their community.

Girls can collect items from their friends and family and donate those items to charities that help families in need.

Talk to them about when they sell Girl Scout Cookies this year they can use part of their earnings to help other people. Lots of people need help the elderly, people in hospitals, kids who need school supplies, some

girls and boys don't get presents for their birthdays, Easter baskets, or other special things, even animals in shelters need help.

Materials:

- Needs vs. Wants Worksheets
- Price is Wrong Worksheet
- Pencils/Markers/Crayons
- Wrong Worksheet

Advanced Prep

- Cut pictures out of kids, the elderly, animals, toys, food, clothes and glue them on a poster board

CONTINUED

Topic	Action	Materials
<p>Activity II (20 minutes)</p>	<p>Ask them if they have heard of the Gift of Caring? Let them know that Girl Scouts helps others with the “Gift of Caring”. When they are ready to sell Girl Scout Cookies they can ask their customers for help by buying a box of cookies to help the military and the food banks.</p> <p>Making Choices – Step 2 – Setting A Savings Goal Girls learn how to set a savings goal to achieve their wants.</p> <ul style="list-style-type: none"> • Explain that when they have a want, such as wanting to go to an amusement park or buy a new toy or accessory, these things take money. Sometimes if the want is expensive, it can take time to save the money you need to get what you want. • Ask girls to think about something they really want, encourage them to share aloud. This should be a high energy brain storming moment. Then tell the girls, that whatever they want may be possible, but that today they are going to pretend that they can save \$5.00 per week to reach their goal/s. Ask how many weeks it might take to reach their goals. For some girls it may be quick, like a new bracelet may cost \$10, they would need to save for 2 weeks before they could get that bracelet. However, if another girl wants to visit Disneyland, that cost is \$100 and would take 20 weeks to save that kind of money. • Ask girls to work together to decide what their wants are how much they cost and how long it will take to save (help girls as needed). 	<ul style="list-style-type: none"> ▪ Pens/pencils/markers ▪ A poster board the girls can write on of things they could donate and who they can give them to. <p><u>Materials:</u></p> <ul style="list-style-type: none"> ▪ Making Choices worksheet ▪ Pens/pencils/markers
<p>Activity III (20 minutes)</p>	<p>Talk It Up – How To Use Cookie Money to Help Others Talk about different ways the girls could use their cookie money to help others in need.</p> <ul style="list-style-type: none"> • Ask the girls to think about groups that could use their help. Give them examples if needed; Animal shelters, VA hospital, homeless shelter, valentine cards for the pediatric unit at a local hospital. • Have the girls discuss how they would like to help their chosen organization. • Using a poster board and write the name of the organizations down and ideas on how to help it. • Once the girls select their organization of choice and how they would like to help, have the girls figure out how many boxes of cookies they will need to sell to reach their goal. 	<p><u>Materials:</u></p> <ul style="list-style-type: none"> ▪ Poster board and markers OR chalkboard and chalk OR whiteboard and expo pens.
<p>Activity IV (20 minutes)</p>	<p>Talk It Up– Decide How to Use Your Cookie Money Girls decide what they’d like to do with their cookie money and set a savings goal.</p> <ul style="list-style-type: none"> • How would the girls, as a group to like to spend their cookie money. Would they like to use that money to – buy snacks or 	<p><u>Advance Prep:</u></p> <ul style="list-style-type: none"> ▪ Print Talk It Up worksheet <p>CONTINUED</p>

<p>Activity V (20 minutes)</p>	<p>supplies for their Daisy meetings? Would they like to use that money to attend summer camp, or a theme park?</p> <ul style="list-style-type: none"> • Explain that they get to decide what to do with the money but they need to decide as a team. Once the girls know what they'd like to do, it's time to set a budget. • Have the girls turn to their Talk It Up worksheet • Let girls know that now that they know WHAT to do with their money, they need to figure out how much money it's going to take. • Walk girls through figuring out how many boxes of cookies they will need to sell to reach their goal. • Have the girls chart their budget on the Talk It Up worksheet. <p>Talk It Up, Activity III – Inspire your Customer</p> <p>Girls learn that their customers want to help them achieve their goals, but it is very important for the girls to tell their customers how they plan to help others and what fun things they do in Girl Scouts.</p> <ul style="list-style-type: none"> • Show the girls their ideas from the previous meeting. • They can make a sign/poster to show their customers what they want to with their cookie money. (Easter baskets, toys for animal shelter, non-skid socks for patients, meal packages, care packages for the military). • Coach the Daisy Scouts on the Gift of Caring (Gift of Caring), customers by purchasing a box of cookies for GOC those cookies go to our Military Service Men and those families who would really like to have a box of Girl Scout cookies, but cannot afford them. There are 5 Gift of Caring partners. Customers really want to help girls who have a goal. You can make a giving goal, personally and for your Troop. • The Daisies can talk to their customers about how much fun they are having running their own Girl-run business. 	<p><u>Materials:</u></p> <ul style="list-style-type: none"> ▪ Talk It Up worksheet Pens/Pencils/Markers <p><u>Advance Prep:</u></p> <ul style="list-style-type: none"> ▪ Have the poster board the girls wrote on the previous week to show the charities they want to help.
<p>Closing (10 minutes)</p>	<p>Friendship Squeeze</p> <p>Ask the girls to join together in a Daisy Circle. Explain they will now join hands for a special Girl Scout closing to their Girl Scout time together: The Friendship Circle and the friendship squeeze.</p> <p>Explain that adults call this kind of thing a closing “ceremony” means celebrating something special in a</p> <ul style="list-style-type: none"> • squeezing the hand of the person to her left. One by one, moving clockwise, each girl passes on the squeeze until it travels all the way around. • Let the girls know that every meeting will end with a friendship squeeze. 	<p><u>Advanced Prep:</u></p> <ul style="list-style-type: none"> ▪ Print enough leaf work handouts for each Daisy ▪ Print enough activity handouts for each parent and leaders/volunteers. ▪ and leaders/volunteers.

(5 minutes)	Clean Up and Closing Congratulate the girls they earned their Girl Scout Making Choices and Talk It Up, Financial Literacy and Cookie Business leaves. Encourage the girls to keep working on petals, Journeys and awards. They've done a lot of work today learning how to be successful in their Girl Scout girl-run Cookie Business and how their business can help them help others.	
--------------------	---	--

Tagalongs

Tagalongs



TM
Tagalongs®
Peanut Butter
Pals

TM
Tagalongs®
Peanut Butter
Pals



TM
Tagalongs®
Peanut Butter
Pals

TM
Tagalongs®
Peanut Butter
Pals



TM
Samoa®
Cookies

Samoa



TM
Samoa®
Cookies

Samoa



TM
Tagalongs®
Peanut Butter
Pals

Peanut Butter Pals



TM
Tagalongs®
Peanut Butter
Pals

Peanut Butter Pals



TM
Thin Mints®
Cookies

Thin Mints



TM
Thin Mints®
Cookies

Thin Mints



Do-si-dos



Do-si-dos

Trefoils



Trefoils



savannah smiles™



savannah smiles™



Toffee-Tastic!

TM



Toffee-Tastic!

TM



I Love Chocolate



I Love Chocolate

COOKIE CLUB
FOR GOAL-GETTERS ONLY!




COOKIE CLUB
FOR GOAL-GETTERS ONLY!




Wants and Needs


Want Need




Want Need




Want Need



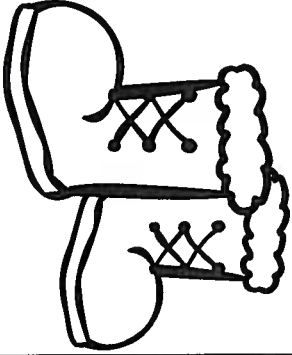
Want Need




Want Need



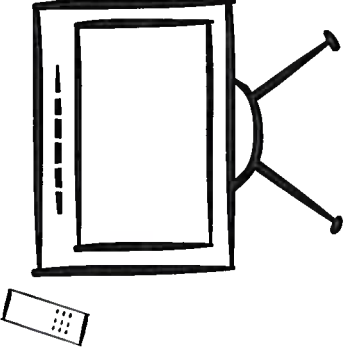
Want Need



Want Need




Want Need

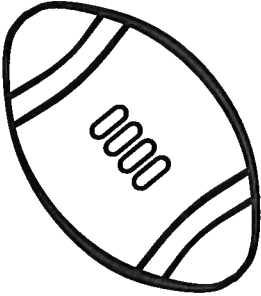


Wants and Needs


Want Need



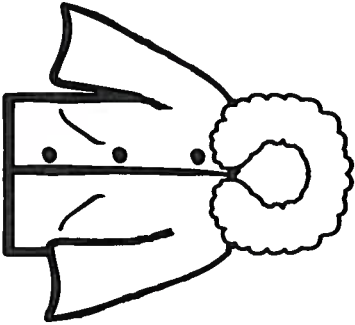
Want Need



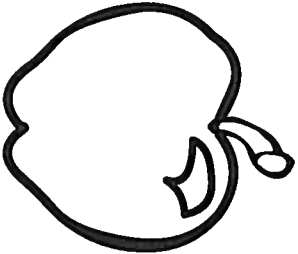
Want Need



Want Need




Want Need



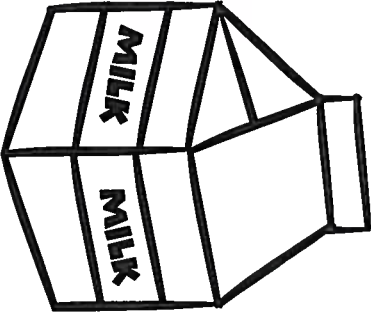
Want Need



Want Need




Want Need

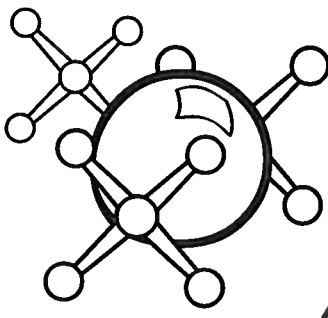










The Price Is Wrong

Name _____



You have 95 ¢ Color the things you can buy.

 <p>43¢</p>	 <p>52¢</p>	 <p>8¢</p>
 <p>81¢</p>	 <p>27¢</p>	 <p>48¢</p>
 <p>17¢</p>	 <p>75¢</p>	 <p>38¢</p>

Circle the one you will buy.


Name: _____

provided by: TheTeachersCorner.net [Money Worksheets](#)

Daisies Money Counts



Answer:



Answer:



Answer:



Answer:



Answer:



Answer:



Answer:



Answer:



Answer:



Answer:

Your Elf Money
Money Manager badge





Your Elf Money

Money Manager badge



Daisy Day Budget

ACTIVITY

COST

_____	\$ _____
_____	\$ _____
_____	\$ _____
_____	\$ _____
Total Cost	\$ _____

Daisy Day Budget

ACTIVITY

COST

_____	\$ _____
_____	\$ _____
_____	\$ _____
_____	\$ _____
Total Cost	\$ _____

Daisy Day Budget

ACTIVITY

COST

_____	\$ _____
_____	\$ _____
_____	\$ _____
_____	\$ _____
Total Cost	\$ _____

Daisy Day Budget

ACTIVITY

COST

_____	\$ _____
_____	\$ _____
_____	\$ _____
_____	\$ _____
Total Cost	\$ _____

great cookies

doing a world of good

Your cookie purchase helps girls do great things!

No Hydrogenated Oils



TAGALONGS*

Crispy cookies layered with peanut butter and covered with a chocolaty coating



THIN MINTS*

Crisp wafers covered in chocolaty coating made with natural oil of peppermint



SAMOAS*

Crisp cookies coated in caramel, sprinkled with toasted coconut, and striped with dark chocolaty coating



TREFOILS*

Traditional shortbread cookies



DO-SI-DOS*

Crunchy oatmeal sandwich cookies with creamy peanut butter filling



SAVANNAH SMILES*

Crisp, zesty lemon wedge cookies dusted with powdered sugar



GIRL SCOUTS CARE!

Although our use of palm oil is very limited, Little Brownie Bakers works to demonstrate good stewardship of our world's natural resources by purchasing GreenPalm certificates to cover 100% of our global palm oil use. GreenPalm certifies support farmers switching to sustainable palm oil practices.

• NO High-Fructose Corn Syrup

• NO Trans Fats

• NO Hydrogenated Oils in Three Varieties

• NO Artificial Colors in Six Varieties

• 100% Real Cocoa

• Nutritious Whole Grain Oats and Real Peanut Butter in Do-si-dos®

• Two Nut-Free Varieties

1-800-962-1718

All cookies baked by Little Brownie Bakers now feature the toll-free number for Kidlogg Consumer Affairs right on the box. We are happy to be held accountable for the quality of our cookies.



SAMOAS, TAGALONGS, DO-SI-DOS, and SAVANNAH SMILES are registered trademarks of Girl Scouts of the USA. TREFOILS, THIN MINTS, and all associated trademarks and logos are trademarks of Girl Scouts of the USA. ©2014 Girl Scouts of the USA. All rights reserved. *All products contain wheat, egg and milk ingredients. Do-si-dos and Tagalongs contain peanuts. Samoas contain coconut. Savannah Smiles and Trefoils contain tree nuts. Go to www.girlscouts.org for the most current cookie ingredients.