

DONATE COOKIES TO SOLDIERS & CAUSES



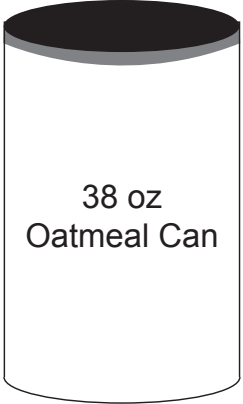
Gift of Caring
Community Service Program



Media Partner

See instructions on back


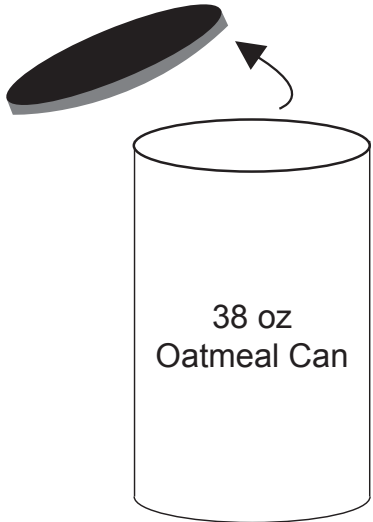
How to Use the Oatmeal Can Wrap



1. Purchase or reuse an old 38 oz oatmeal can



2. Cut along the dotted lines to trim paper down to the correct height



Frontside



Backside

- 3. Remove lid
- 4. Wrap paper around can and secure with tape
- 5. Replace lid



6. Carefully cut a slit in the oatmeal can lid about 3 inches long (for receipts and change to be inserted)